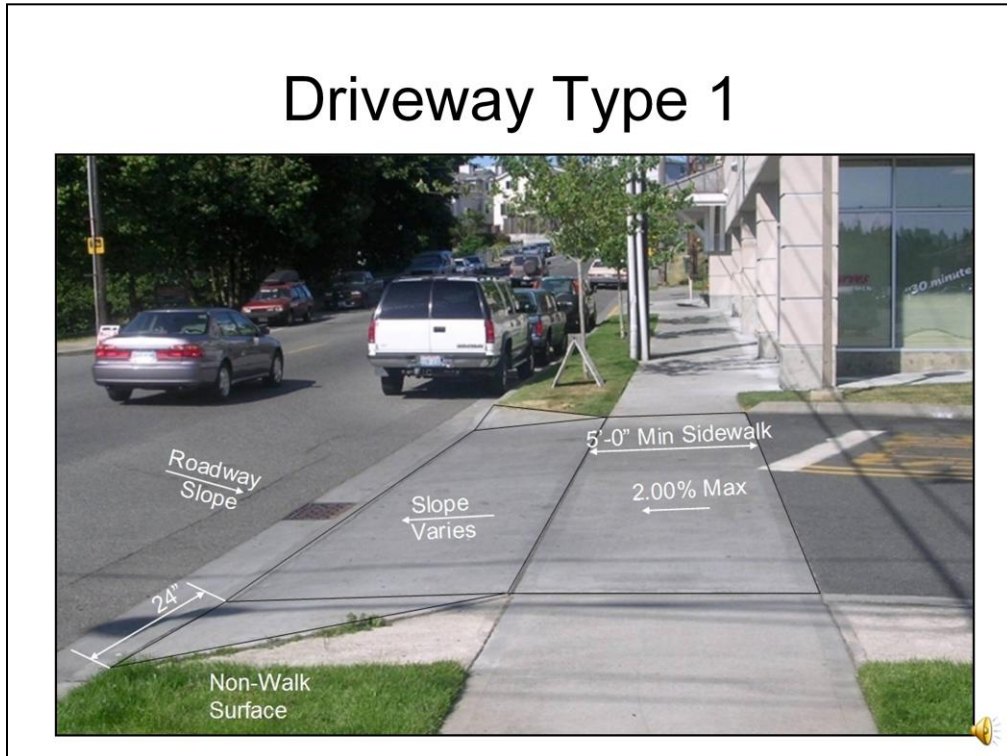


Driveway Details

The following slides depict driveway details found in RC-67M. You will notice the cross slope of the sidewalk crossing the driveways is maintained at 2.00% max.

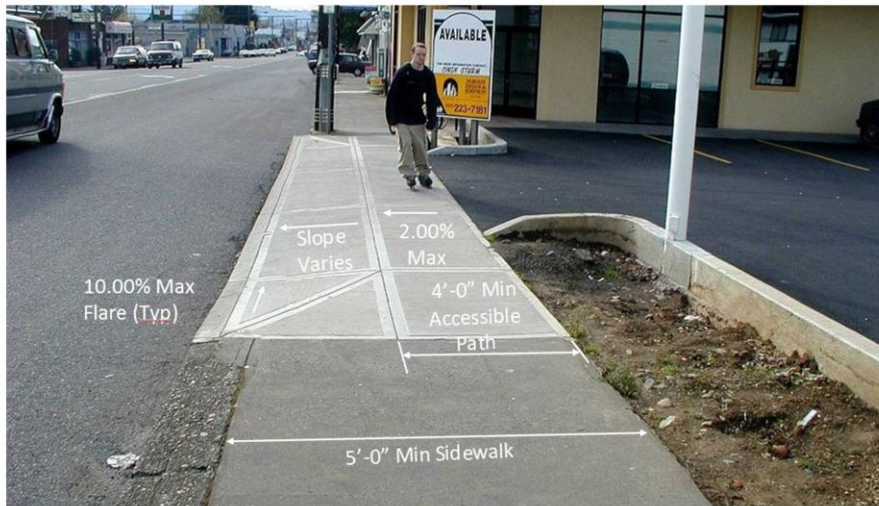
Driveway Type 1



Type 1 driveways provide a consistent pedestrian path and provide a high level of access.

Notice the furnishing zone or grass strip. The flare of the driveway is 24" since pedestrians will not cross the flare slope.

Driveway Type 1A



Type 1A driveways provide a consistent pedestrian path and provide a high level of access.

The flare of the driveway is 10.00% max since pedestrians may cross the flare slope.

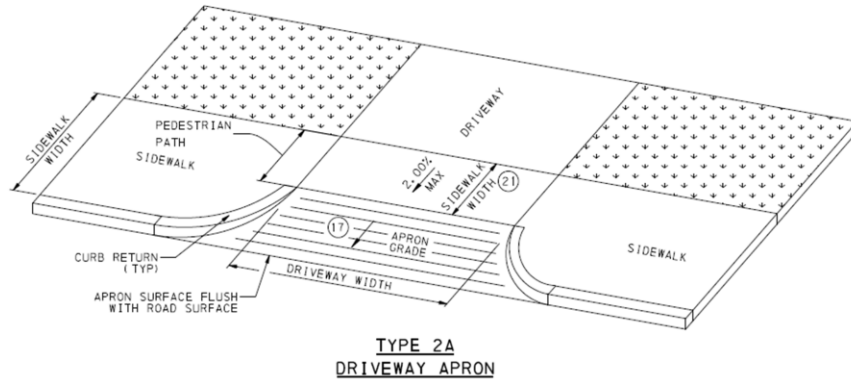
Driveway Type 2



Type 2 driveways provide a consistent pedestrian path and provide a high level of access.

Notice the furnishing zone or grass strip. The return curb is acceptable since pedestrians will not cross the return curb.

Driveway Type 2A



Type 2A driveways provide a consistent pedestrian path and provide a moderate level of access.

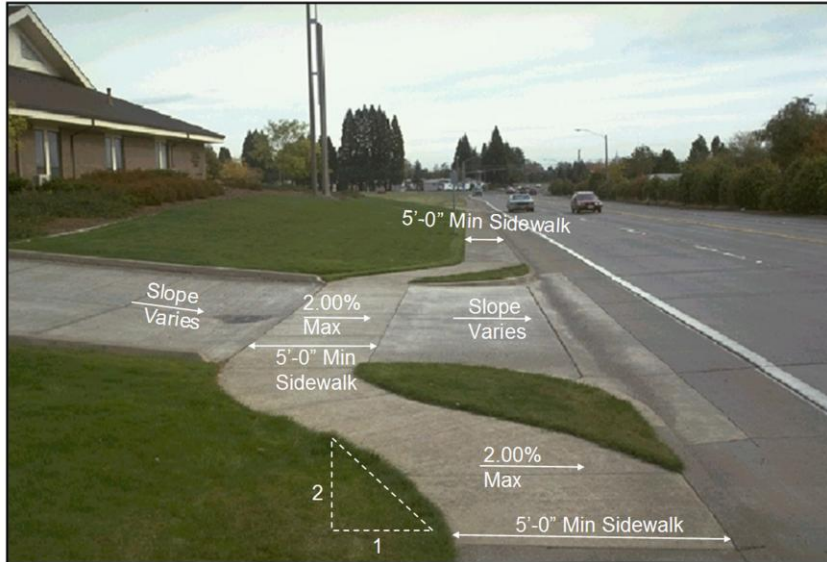
Notice the wide sidewalk width. The return curb is acceptable given obstructions are provided or the area adjacent to the curb is designated and used as a furnishing zone.

Driveway Type 3A



Type 3A driveways provide a moderate level of access. Here the sidewalk width is narrow and the sidewalk must ramp down to the depressed curb. This forces pedestrians to travel ramps and is not as ideal as other driveway types.

Driveway Type 4



Type 4 driveways provide a moderate level of access by shifting the sidewalk laterally to accommodate the driveway ramp.

For pedestrians with mobility disabilities this may be more ideal, however for pedestrians with visual disabilities this may be less ideal but still accessible.